





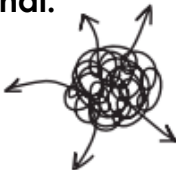


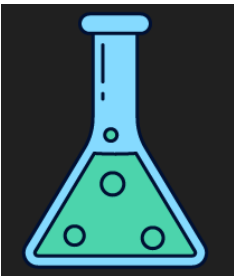
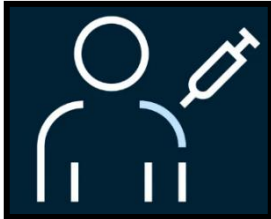








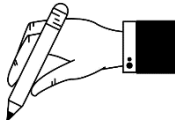





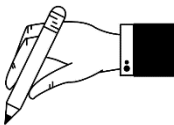



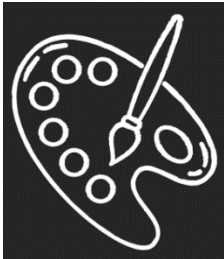



Key Stage 4 enrichment activities you can do from home

Try to aim for 50 points or more each day!

If you've already tried some of these activities please try any activities you haven't yet had a chance to complete and/or change the subject/topic!

<p>Write 5 questions for a GCSE paper along with your own mark scheme.</p>  <p>10 Points!</p>	<p>"Just a minute"- Pick a topic and try and talk about it for 1 minute with no hesitation or pauses.</p>  <p>10 Points!</p>	<p>Use an opening line generator online (such as https://writingexercises.co.uk/firstlinegenerator.php and continue writing the story you imagine based on it.</p>  <p>20 Points!</p>
<p>Create 15 revision cards for a topic you find difficult, in a subject of your choice.</p>  <p>10 Points!</p>	<p>Watch a revision video on a science topic you have found difficult. Summarise your learning in 10 sentences.</p>  <p>10 Points!</p>	<p>Identify key quotations, information, thematic points or spellings of character names and write these on slips of paper – pop them in a jar. Take one slip of paper out at a time – you have 3 minutes to talk about each one without taking a pause!</p> <p>15 Points!</p>
<p>Find out what courses are available at your local college. What qualifications will you need for the course(s) you're interested in?</p>  <p>10 Points!</p>	<p>Create a mind map of a History or Geography topic area. Learn it, cover it up, try to redraw it and compare with the original.</p>  <p>10 Points!</p>	<p>Use a piece of artwork as inspiration for a piece of imaginative writing.</p>  <p>15 Points!</p>

<p>Spend 30 minutes learning 10 physics equations.</p>  <p>10 Points!</p>	<p>Spend 30 minutes learning 10 chemistry equations.</p>  <p>10 Points!</p>	<p>Use BBC Bitesize to research how vaccines work – explain this to your parents/carers.</p>  <p>20 Points!</p>
<p>Read an article from any online newspaper and rank order 5 facts from the most important to the least important.</p>  <p>10 Points!</p>	<p>Identify 20 facts that you do not know for a subject you study. Write the question on one side of the flashcard and the answer on the other side.</p>  <p>10 Points!</p>	<p>Mind Movie task: ask a friend to read out a passage that you are working from and draw images as they read. Get them to read again and check images. Now, using your pictures, turn your pictures back into text.</p>  <p>15 Points!</p>
<p>Reduce some longer notes into 6-10 shorter points - draw lines of connection between items that tie together and annotate what each link is.</p>  <p>15 Points!</p>	<p>Read through your notes on a topic and chunk the learning into 20 'bites' and rank them in order of confidence/importance.</p>  <p>10 Points!</p>	<p>Write three questions about a topic and then research the answers to these.</p>  <p>10 Points!</p>
<p>Design a set of revision cards that could be used to explain a topic to a younger pupil.</p>  <p>15 Points!</p>	<p>Read a non-fiction article about a topic of your choice online. Summarise what you have read into six points and then rank these in order of importance.</p>  <p>15 Points!</p>	<p>Read a text (online article or book, for example) and identify five words that you are unfamiliar with. Find the definition of these and learn them. Write two sentences using each of these new words.</p>  <p>10 Points!</p>

<p>Summarise a chemistry topic on one sheet of paper.</p>  <p>15 Points!</p>	<p>Summarise a biology topic on one piece of paper.</p>  <p>15 Points!</p>	<p>Summarise a physics topic on one piece of paper.</p>  <p>15 Points!</p>
<p>Identify a list of spellings that you know you regularly get wrong. You can check your exercise books for feedback if that will help! Make a list of these across all of your subjects. Find out the correct spelling and write them on slips of paper – pop them in a jar. Ask someone at home to test you on these regularly</p> <p>15 Points!</p>	<p>Identify key quotations, information, thematic points or spellings of character names and write these on slips of paper – pop them in a jar. Ask someone at home to ask you about these – you have 3 minutes to talk about each one without taking a pause!</p>  <p>15 Points!</p>	<p>Read 2 chapters of a book and summarise what you have read in 3 pictures.</p>  <p>20 Points!</p>
<p>Make a revision poster with everything you know about a topic from your GCSE revision.</p>  <p>10 Points!</p>	<p>Based on a lesson from the past week, identify three things you didn't know before and three questions you now have to follow up on.</p>  <p>10 Points!</p>	<p>Use a piece of artwork as inspiration for a piece of creative writing.</p>  <p>15 Points!</p>
<p>'Humans are entirely dependent on technology'. Write points for and against this statement.</p>  <p>15 points! (+ 15 bonus points if you write a newspaper comment piece, arguing your point of view)</p>	<p>Make a list of different topics that you need to revise for each subject. Create a vocabulary notebook and collate words and definitions for each topic – you can use this revise the words regularly.</p>  <p>20 Points!</p>	<p>Use the internet to find a variety of poems about different topics and from different time periods. Make a booklet of these which you can use to revise unseen poetry.</p>  <p>20 Points!</p>