



class of
2024

Courage *noun*

The quality of mind or spirit that enables a person **to face difficulty, without fear...**
...including exams!



Before each exam

- You should check the exam boards each day to see where you are sitting. Please DO NOT write this on your hand – you are **NOT** allowed to take **ANYTHING** written into the exam hall with you. I will also call out lists as a reminder!

Before each exam

- You can take water bottles into the exam hall if you feel you are likely to need a drink. However, these must be clear bottles, with the **labels removed**.
- NO CANS.
- NO Venerable Bede WATER BOTTLES.



Just before each exam

- Coats, bags, mobile phones and ALL watches should be placed in lockers **BEFORE** you come to the stage end of the hall.
- You are **NOT** allowed **ANY** kind of watch in the exam room (this includes regular wristwatches)

Just before each exam

- You can NOT have ANYTHING in your pockets. You MUST leave all 'unauthorised materials' in your locker.
- **You can NOT take ANYTHING with writing on it, into the exam hall!!!!!!**

Just before each exam

- Punctuality is **EXTREMELY** important.
- For **MORNING** exams, you will need to go to your tutor room to be registered and then be at the stage end of the hall by **8.45am** (for full cohort subjects your tutor will escort you to the hall).
- For **AFTERNOON** exams, you will need to be at the stage end of the hall by **12.55pm**.

Stage end of the hall

- Subject staff will offer final advice
- A member of the Senior Leadership Team (likely to be me!) will then call out names to go to the exam rooms.
- If you miss your name, wait until the end, and then speak to the Senior Leader for next steps.

Walking to the exam room

- You must walk **silently** to your exam room.
- The very second that your toes cross over into the exam room, **you are subject to JCQ regulations**. Make sure you stick to them.

In the Exam Room

- You must follow the JCQ regulations of examinations **throughout.**
- Only materials listed on the question paper are allowed in the exam room. You must not have on or near you any other material.

In the Exam Room



- You will be asked to check that you have been given the correct paper for the day, date, time, subject, unit/component and tier.
- You will then be asked to fill in all the details needed on the front of your question paper in **black ink. DO NOT write anything until instructed to do so.**

In the Exam Room

- **You must not communicate in any way with another candidate while you are in the exam room.** If you need any help, you should put up your hand to attract the invigilator's attention and wait for them to come to you.
- If the fire alarm sounds, you must stay seated and wait for instructions from the invigilator.

In the Exam Room

- Any equipment you will need for an exam will be provided for you.
- This includes calculators and highlighter pens



After the Exam

- You will be asked to put your pens down and close your exam paper.
- Whilst you are still in the exam room, you **MUST** continue to follow examination regulations throughout.
- You will then be dismissed in an orderly manner.

After the Exam

- You must leave the exam hall in ABSOLUTE silence.
- Not all exams in the same room will finish at the same time e.g. separate and combined sciences. Please be mindful of others who may still be working when you leave the exam room e.g. lift chairs rather than scrape them!

After the Exam

- If the exam finishes part way through a lesson, you **MUST** go straight to the lesson i.e. do **NOT** visit lockers, do **NOT** hang around chatting
- If the exam finishes at a break time, you will be dismissed to go straight to break.
- If you miss morning break, you will be given some time in your lesson to 'chill out' before being asked to start working!

Final
Advice...

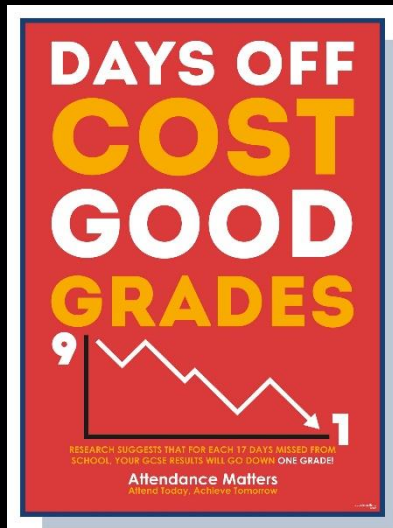
Final Advice



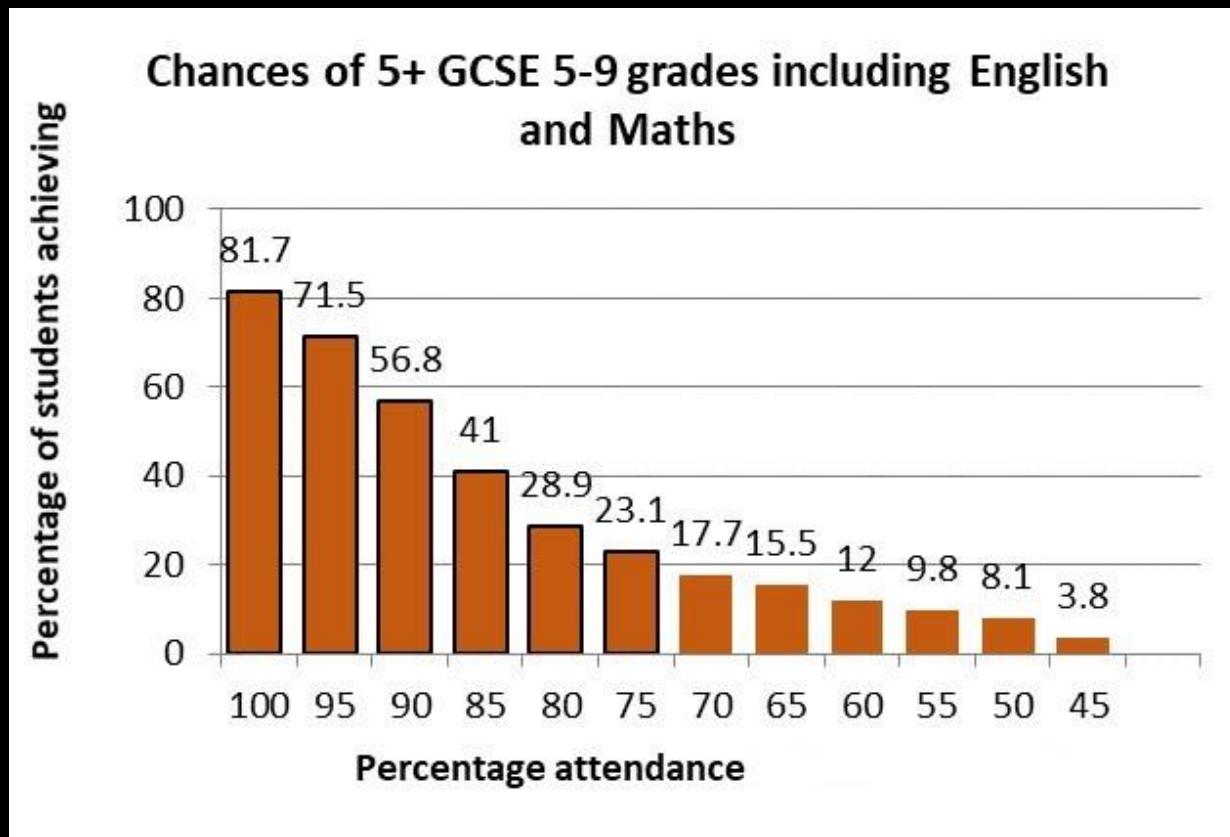
- Make sure you use your time wisely.
- Listen to advice and information carefully.

Take the mock exams seriously





Excellent attendance



Positive attitude to learning



**Embrace every
opportunity your
teachers present to you**



Use the
materials
provided to
help you
prepare for
your mock
exams and
those next
summer



2023/24

**Examination Preparation &
Revision Guide**

LINK

TO VIDEO CLIP

Excellence *noun*

The quality of of being
outstanding or
extremely good... **being
the very best you can
be.**



Lord Jesus,
You know that I may be anxious about the exams
that I will soon face, and I ask that You would calm
my anxious thoughts.

I pray that as I enter the exam, that You will fill my
heart with perfect peace that comes from You.
Please give me the courage to face these exams
with determination, and prompt my mind to
remember all the things that I have studied.
Give me the wisdom and the ability to transfer my
thoughts to paper.

**In the name of the Father, the Son and
the Holy Spirit, Amen**